


# Kowhaiwhai Pattern Bookmarks


To create your individual bookmark, print the templates on cardstock or create your Kowhaiwhai pattern on card. Then, colour them in with one media type. You can choose from:

- collage
- coloured sand
- felt tips (markers)
- coloured pencils
- glitter over dried paint


Laminate the finished bookmarks (when dry) and punch a hole in the top to tie on a plaited wool braid.




twinkl.com



twinkl.com



twinkl.com



twinkl.com